

FORM PTD-120
(REV. 11-2000)

U.S. DEPARTMENT OF COMMERCE PATENT AND TRADEMARK OFFICE

ATTORNEY'S DOCKET NUMBER

45023-1001

**TRANSMITTAL LETTER TO THE UNITED STATES
DESIGNATED/ELECTED OFFICE (DO/EO/US)
CONCERNING A FILING UNDER 35 U.S.C. 371**

U.S. APPLICATION NO. (if known, see 37 CFR 1.5

To be assigned **09/762772**

INTERNATIONAL APPLICATION NO.
PCT/JP00/03747

INTERNATIONAL FILING DATE
9 June 2000

PRIORITY DATE CLAIMED
14 June 1999

TITLE OF INVENTION

SCORE MANAGEMENT SYSTEM, SCORE MANAGEMENT SERVER, AND DATA RECORDING MEDIUM

APPLICANT(S) FOR DO/EO/US

Hideharu OGAWA

Applicant herewith submits to the United States Designated/Elected Office (DO/EO/US) the following items and other information:

1. This is a **FIRST** submission of items concerning a filing under 35 U.S.C. 371.
2. This is a **SECOND** or **SUBSEQUENT** submission of items concerning a filing under 35 U.S.C. 371.
3. This is an express request to begin national examination procedures (35 U.S.C. 371(f)). The submission must include items (5), (6), (9) and (21) indicated below.
4. The US has been elected by the expiration of 19 months from the priority date (Article 31).
5. A copy of the International Application as filed (35 U.S.C. 371(c)(2))
 - a. is attached hereto (required only if not communicated by the International Bureau).
 - b. has been communicated by the International Bureau.
 - c. is not required, as the application was filed in the United States Receiving Office (RO/US).
6. An English language translation of the International Application as filed (35 U.S.C. 371(c)(2)).
 - a. is attached hereto.
 - b. has been previously submitted under 35 U.S.C. 154(d)(4).
7. Amendments to the claims of the International Application under PCT Article 19 (35 U.S.C. 371(c)(3))
 - a. are attached hereto (required only if not communicated by the International Bureau).
 - b. have been communicated by the International Bureau.
 - c. have not been made; however, the time limit for making such amendments has NOT expired.
 - d. have not been made and will not be made.
8. An English language translation of the amendments to the claims under PCT Article 19 (35 U.S.C. 371(c)(3)).
9. An oath or declaration of the inventor(s) (35 U.S.C. 371(c)(4)).
10. An English language translation of the annexes of the International Preliminary Examination Report under PCT Article 36 (35 U.S.C. 371(c)(5)).

Items 11 to 20 below concern document(s) or information included:

11. An Information Disclosure Statement under 37 CFR 1.97 and 1.98.
12. An assignment document for recording. A separate cover sheet in compliance with 37 CFR 3.28 and 3.31 is included.
13. A FIRST preliminary amendment.
14. A SECOND or SUBSEQUENT preliminary amendment.
15. A substitute specification.
16. A change of power of attorney and/or address letter.
17. A computer-readable form of the sequence listing in accordance with PCT Rule 13ter.2 and 35 U.S.C. 1.821 - 1.825.
18. A second copy of the published international application under 35 U.S.C. 154(d)(4).
19. A second copy of the English language translation of the international application under 35 U.S.C. 154(d)(4).
20. Other items or information:

International Publication WO 00/76599
Certificate of Express Mailing
Return Postcard

09762772-024301

U.S. PATENT AND TRADEMARK OFFICE (37 CFR 1.10)
To be assigned 09/762772

INTERNATIONAL APPLICATION NO
PCT/IP00/03747

ATTORNEY'S DOCKET NUMBER
45023-1001

21. The following fees are submitted:

BASIC NATIONAL FEE (37 CFR 1.492 (a) (1) - (5)):
Neither international preliminary examination fee (37 CFR 1.482) nor international search fee (37 CFR 1.445(a)(2)) paid to USPTO and International Search Report not prepared by the EPO or JPO \$1000.00

International preliminary examination fee (37 CFR 1.482) not paid to USPTO but International Search Report prepared by the EPO or JPO \$860.00

International preliminary examination fee (37 CFR 1.482) not paid to USPTO but international search fee (37 CFR 1.445(a)(2)) paid to USPTO \$710.00

International preliminary examination fee (37 CFR 1.482) paid to USPTO but all claims did not satisfy provisions of PCT Article 33(1)-(4) \$690.00

International preliminary examination fee (37 CFR 1.482) paid to USPTO and all claims satisfied provisions of PCT Article 33(1)-(4) \$100.00

ENTER APPROPRIATE BASIC FEE AMOUNT =

CALCULATIONS PTO USE ONLY

\$ 860.00

Surcharge of \$130.00 for furnishing the oath or declaration later than 20 30 months from the earliest claimed priority date (37 CFR 1.492(e)).

CLAIMS	NUMBER FILED	NUMBER EXTRA	RATE	\$	
Total claims	13 - 20 =	0	x \$18.00	\$ 0	
Independent claims	3 - 3 =	0	x \$80.00	\$ 0	
MULTIPLE DEPENDENT CLAIM(S) (if applicable)				+ \$270.00	\$ 270.00
TOTAL OF ABOVE CALCULATIONS =				\$ 1130.00	

Applicant claims small entity status. See 37 CFR 1.27. The fees indicated above are reduced by 1/2.

\$ 565.00

SUBTOTAL =

\$ 565.00

Processing fee of \$130.00 for furnishing the English translation later than 20 30 months from the earliest claimed priority date (37 CFR 1.492(f)).

\$

TOTAL NATIONAL FEE =

\$ 565.00

Fee for recording the enclosed assignment (37 CFR 1.21(h)). The assignment must be accompanied by an appropriate cover sheet (37 CFR 3.28, 3.31). \$40.00 per property +

\$

TOTAL FEES ENCLOSED =

\$ 565.00

Amount to be refunded: \$

charged: \$

- a. A check in the amount of \$ 565.00 to cover the above fees is enclosed.
- b. Please charge my Deposit Account No. _____ in the amount of \$ _____ to cover the above fees. A duplicate copy of this sheet is enclosed.
- c. The Commissioner is hereby authorized to charge any additional fees which may be required, or credit any overpayment to Deposit Account No. 02-0410. A duplicate copy of this sheet is enclosed.
- d. Fees are to be charged to a credit card. **WARNING:** Information on this form may become public. Credit card information should not be included on this form. Provide credit card information and authorization on PTO-2038.

NOTE: Where an appropriate time limit under 37 CFR 1.494 or 1.495 has not been met, a petition to revive (37 CFR 1.137 (a) or (b)) must be filed and granted to restore the application to pending status.

SEND ALL CORRESPONDENCE TO:

Mitchell P. Brook
c/o Baker & McKenzie
101 West Broadway, 12th Floor
San Diego, California 92101
(619) 236-1441

SIGNATURE

Mitchell P. Brook

NAME

32,987

REGISTRATION NUMBER

09762772 021301

DESCRIPTION
SCORE MANAGEMENT SYSTEM, SCORE MANAGEMENT SERVER, AND
DATA RECORDING MEDIUM

Technical Field

5 The present invention relates to a score management system, a score management server, and a data recording medium, more particularly to a score management system, a score management server, and a data recording medium suitable for managing scores for games such as golf and orienteering in which players or player groups are playing the game while being distanced away from each other.

10 Background Art

In a case where players or player groups (hereinafter, referred to simply as "players") are distanced away from each other and they can not talk to each other because of the distance during playing golf or orienteering, each player writes down his/her score on a card, and the cards are gathered after the game to result the final scores.

15 Such the conventional score management has the following problems.

The players may lose their competitive mind because no one knows the others' score during the game, and they may be bored after the game because it takes long time to result who is the winner and scoring order.

Since the players are distanced away from each other and game statuses of the
20 players are unknown on real time, it is difficult to communicate with the other player. For example, even if one player is extremely distanced away from the former player although the players started the game at regular intervals, it is impossible to say him/her to accelerate his/her play.

The present invention has been made in consideration of the above problems, and it
25 is an object of the present invention to provide a score management system, a score management server, and a data recording medium suitable for managing scores for games such as golf and orienteering in which players or player groups are playing the game while being distanced away from each other.

Disclosure of Invention

30 To accomplish the above object, this is to disclose the following present invention in

09762772-001301

accordance with the principle of the present invention.

The score management system according to a first aspect of the present invention is a system comprises mobile terminals (103), and a score management server (102) which are connected to each other via a wireless communication network (104).

5 The score management server (102) stores score data, receives a request for displaying score status from the mobile terminal (103), transmits data representing the score status based on the stored score data to the mobile terminal (103), receives a request for inputting new score data from the mobile terminal (103), and updates the stored score data in accordance with the received request for inputting the new score data.

10 The mobile terminal (103) transmits the request for displaying the score status to the score management server (102), receives the data representing the score status from the score management server (102), displays the score status in accordance with the received data representing the score status, and transmits the request for inputting new score data.

The mobile terminal (103) may be a mobile phone (including PHS (Personal
15 Handyphone System)). In this case, the wireless communication network (104) may be a wireless internet service on a packet switching data communication network (for example, "DoPa" (TM) and "i-mode" (TM) provided by NTT DoCoMo Inc. which are major packet switching data communication service and wireless internet service in Japan).

20 A score management server according a second aspect of the present invention is a server being connected to mobile terminals (103) via a wireless communication network (104), comprises a storage unit (151), a display request receiver (152), a result transmitter (153), an input request receiver (154), and an update unit (155).

The storage unit (151) stores score data. The display request receiver (152)
25 receives a request for displaying score status from the mobile terminal (103). The result transmitter (153) transmits data representing the score status based on the score data stored in the storage unit (151) to the mobile terminal (103) in response to the display request. The input request receiver (154) receives a request for inputting new score data from the mobile terminal (103). The update unit (155) updates the score data stored in
30 the storage unit (151) based on the received request for inputting the new score data.

The score management server (102) may further comprise a transmission controller (156).

The transmission controller (156) controls the result transmitter (153) to transmit the data representing the score status to the mobile terminal (103) in response to the update of
5 the score data.

In the score management server (102), the data representing the score status may include input area data representing input areas to be displayed on the mobile terminal (103) for inputting the new score data.

A computer readable data recording medium according to a third aspect of the
10 present invention is a recording medium storing a program to be executed by a score management server (102) which is connected to mobile terminals (103) via a wireless communication network (104).

The program causes the score management server (102) to: store score data; receive a request for displaying score status from the mobile terminal (103); transmit data
15 representing the score status based on the receive score data to the mobile terminal (103) in response to the display request; receive a request for inputting new score data from the mobile terminal (103); and update the stored score data in accordance with the received request for inputting the new score data.

The program may further cause the score management server (102) to transmit the
20 data representing the score status to the mobile terminal (103) in response to the update of the score data.

The program may further cause the score management server (102) to add input area data representing input areas to be displayed on the mobile terminal (103) for new score data input, to the data representing the score status.

25 The program which realizes the score management system and the score management server according to the present invention may be stored in a data recording medium such as a compact disc, a floppy disk, a hard disk, a magneto-optical disk, a digital versatile disc, a magnetic tape, and a semiconductor memory module.

Executing the program stored in the data recording medium according to the present
30 invention by a computer realizes the score management system and the score

management server according to the present invention.

The data recording medium storing the program according to the present invention may be distributed and merchandised being independent from the system and the server.

- The score management server according to the present invention may be a WWW (World Wide Web) server. In this case, the display request and the input request are replaced with web page request from the mobile terminal (103). The data representing the score status may be an HTML (Hyper Text Markup Language). In the HTML file, texts to be displayed are determined by HTML tags. The HTML tags determine not only highlights, underline, and the like, but also input areas where a user input data.
- 10 The HTML file representing the score status may include data (form data) for determining areas where the user of the mobile terminal (103) inputs various data. Score data input through thus prepared areas, the input score data are transferred to the WWW server as the input request.

- The score management server (102) may execute a program such as CGI (Common Gateway Interface) script, Java applet, and HTML file including JavaScript codes, to perform score management processing.
- 15

Brief Description of Drawings

- These objects and other objects and advantages of the present invention will become more apparent upon reading of the following detailed description and the accompanying drawings in which:
- 20

FIG. 1 is a diagram schematically showing the structure of the score management system according to an embodiment of the present invention;

FIGS. 2A and 2B are block diagrams schematically showing the structure of the score management server according to the embodiment of the present invention;

- 25 FIG. 3 is a flowchart showing steps of server processing executed by the server, and client processing executed by each client; and

FIG. 4 is a diagram exemplifying a result display represented by an HTML file.

Best Mode for Carrying Out the Invention

- An embodiment of the present invention will now be described. The following embodiment is just for explaining the present invention, therefore, it does not limit the
- 30

scope of the present invention. Any embodiments modified by one skilled in the art based on some or all elements of the embodiment of the present invention will be included in the scope of the present invention.

FIG. 1 is a diagram schematically showing the structure of a score management system according to the embodiment of the present invention. For comprehensive explanation, the following description will employ golf score management as an example.

As shown in FIG. 1, a score management system 101 comprises a score management server 102, and a plurality of mobile terminals 103. A wireless communication network 104 interconnects the score management server 102 and the mobile terminals 103.

To reduce the costs by employing existing resources, the mobile terminals 103 may be, for example, mobile phones (especially employing "i-mode" (TM) system provided by NTT DoCoMo Inc., which is a major mobile phone internet service in Japan) which are connected by a wireless communication network featuring packet switching data communication (for example, "DoPa" (TM) provided by NTT DoCoMo Inc., which is a major wireless packet switching data communication service in Japan). In this case, the internet to which the score management server 102 is connected prepares interfaces for the wireless communication, thus, the wireless communication network 104 is realized.

A WWW server may act as the score management server 102. For comprehensive explanation, the following description will employ the WWW server as the score management server 102 as an example.

In a case where the WWW server is employed as the score management server 102, the location of the server is substantially unlimited. For example, it may be a club house in a golf course, or wherever if the internet is available.

Or, another high power WWW server which can manage scores of many players at many golf courses may be employed as the score management server 102 of the present invention. That is, an ordinary network-connectable computer is applicable to the score management server 102.

The mobile terminals 103 are held by the players respectively during the game, and they access the score management server 102. Thus, the players can share the score data

among the them even if they are distanced away from each other.

FIGS. 2A and 2B are block diagrams schematically showing the structure of the score management server according to the embodiment of the present invention. Like or same reference numerals as used in FIG. 1 are also used in FIGS. 2A and 2B to denote
5 corresponding or identical components.

FIG. 2A shows the fundamental structure of the score management server according to the embodiment.

As shown in FIG. 2A, the score management server 102 comprises a storage unit 151, a display request receiver 152, a result transmitter 153, an input request receiver 154,
10 and an update unit 155.

The storage unit 151 stores score data.

The display request receiver 152 receives display requests each requesting to display score status, from the mobile terminals 103 via the internet.

The result transmitter 153 transmits data representing the score status based on the
15 score data in the storage unit 151 to the mobile terminal 103 concerned via the internet when the display request receiver 152 receives the display request.

The input request receiver 154 receives input requests each requesting to input the score data, from the mobile terminals 103 via the internet.

The update unit 155 updates the score data in the storage unit 151 based on the input
20 request received by the input request receiver 154.

FIG. 2B shows an additional component applicable to the fundamental structure shown in FIG. 2A. As shown in FIG. 2B, a transmission controller 156 may intervene between the result transmitter 153 and the update unit 155. The transmission controller 156 receives an information that the score data in the storage unit 151 has been updated,
25 from the update unit 155, and controls the result transmitter 153 to transmit the display data representing the score status to the mobile terminal 103 concerned via the internet.

Those components are realized by operating the WWW server, that is, a computer having a CPU, storage media such as a hard disk drive and RAM, a network interface board, and the like, as follows.

30 Server's tasks executed by the score management server 102 and client's tasks

executed by any one of the mobile terminals 103 will now be described with reference to a flowchart shown in FIG. 3.

The client's data flow starts in response to the user's operation by which the mobile terminal 103 attempts to access the score management server 102 in order to request it to display or input score data.

More precisely, the flow starts when the user inputs URL (Uniform Resource Locator), http (Hyper Text Transfer Protocol) address, IP (Internet Protocol) address, and the like which identify the location of the score management server 102, through a WWW browser executed by the mobile terminal 103.

10 Once the clients flow starts, the mobile terminal 103 transmits a display request (for score status) to the score management server 102 based on the input http address (step S201).

Then, the score management server 102 receives the display request from the mobile terminal 103 (step S202).

15 At that time, the score management server 102 may perform verification to identify whether the mobile terminal 103 transmitting the display request is owned by the predetermined player. This process is helpful to avoid falsifying other's score, mistakenly inputting other's score, or the like.

The score management server 102 fetches score data sets of the players being stored 20 in the storage medium such as the hard disk (step S203). Since the score management server 102 thus obtains the present score data, the players can also obtain the latest score data.

Then, the score management server 102 prepares an HTML file which includes the score data of the players (or score status information consisting required essential 25 information from the score data), and an input form where the player inputs his/her score (step S204).

The required essential information may include, for example, names of top 10 30 players and their scores which are sorted or the like. Or, the essential information may represent the present rank of a specific player who transmitted the display request via the mobile terminal 103. In this case the score management server 102 determines the

player concerned based on the display request received at step S202.

Once the players each owning the mobile terminal 103 are previously registered in the score management server 102, the player can access a storage medium such as a hard disk to refer to his/her own score data recorded hole by hole. If minimum hole No. of 5 hole numbers whose relating scores are not stored yet does not coincide with number of the hole where the player plays, it reminds the player that he/she forgot to input the latest score, because the minimum hole No. concerned represents the present hole unless the player forgets to input the scores at every hole.

Then the score management server 102 sends the HTML file (representing the score 10 status to be displayed) to the mobile terminal 103 concerned (step S205).

The mobile terminal 103 receives the HTML file from the score management server 102 (step S206), and displays the resultant texts in accordance with HTML tags (step S207).

FIG. 4 exemplifies the texts displayed on a display screen of the mobile terminal 15 103. Since the display screen of the mobile terminal 103 is usually small, visible portion in the texts is limited. Therefore, the user may operate the mobile terminal 103 to scroll the texts to see desired portions.

FIG. 4 shows both the visible portions and hidden portions. In FIG. 4, a reference numeral 301 denotes hole contents of the texts, and a reference numeral 302 denotes a 20 frame which determines the visible area. As the user operates the mobile terminal 103 for scroll, the frame 302 moves, and the contents within the frame 302 are visible.

FIG. 4 exemplifies the following information.

Name of the Golf Course: Eighteen-Hole Golf Course

Date: August 11, 1999

25 Minimum Hole No. to be Recorded (regarding to a party owning the mobile terminal 103) : Hole No. 9

Par (Hole No. 9): Par 3

Players of the Party: "Woods", "Els", "Nicklaus", and "Norman"

Input Areas (303) Player by Player

30 Gathered All Player's Scores: scores and ranking of top 3 players and players who

have the mobile terminals 103 are shown. In FIG. 4, for example, "1st" place player is "Singh" scoring "4 under" after "9th hole", "52nd" place player is "Norman" who has finished "8th hole" and scores "5 over".

The mobile terminal 103 stands by score input via the input areas 303 (step S208).

5 In ordinary golf play, a party (player group) includes 4 players, therefore, input areas 303 are prepared for 4 players. The player operates a scroll button and ten-keys of the mobile terminal 103 to input his/her score in the input area 303. After the score input, the player operates the scroll button or the like of the mobile terminal 103 to select an OK button 304 in the displayed field.

10 The mobile terminal 103 regards the selection of the OK button 304 as score input completion, and sends a data input request to the score management server 102 for registering the input score data to the score management server 102 (step S209).

The score management server 102 receives the data input request from the mobile terminal 103 (step S210).

15 The score management server 102 fetches the score data (representing scores player by player) from the received data input request (step S211), and updates the score data being stored in the storage medium such as the hard disk in accordance with the fetched score data (step S212).

For example, if one player's scores after 8th hole have been stored in the storage 20 medium (hard disk, etc.), the score data of the player concerned obtained at step S211 are added to the storage medium as the score data of the 9th hole.

In the score management server 102, the process flow returns to step S203 after the score update.

In the mobile terminal 103, the process flow returns to step S206 after the process at 25 step S209 is completed.

Accordingly, the latest score data based on the input score data are displayed on the display screen of the mobile terminal 103.

Additional steps may be employed. For example, the mobile terminal 103 may check the input score to warn the player if the input score was wrong. In this case, the 30 mobile terminal 103 may request the player to input correct score.

The score management server 102 may also check the input score at the reception of the data input request.

Accordingly, each player inputs score data through the mobile terminal 103 and the score management server 102 gathers and manages the score data. Each player can see
5 all players' scores on real time, therefore, the players enjoy the game with by knowing the scores altering each hole. Moreover, final results are shown immediately after the game finishes.

One skilled in the art may easily add other functions to the above embodiment, for example, handling handicap information, much play rule, penalties when putting over 3
10 times or lost in water hazard. The scope of the invention will include any modifications like the above. According to the embodiment of the present invention, the invention may employ various calculation methods for scoring or ranking which are different by courses or games to flexibly output results.

As described above, the present invention provides a score management system, a
15 score management server, and a data recording medium, more particularly a score management system, a score management server, and a data recording medium suitable for managing scores for a game in which players or player groups are distanced away from each other.

Various embodiments and changes may be made thereunto without departing from
20 the broad spirit and scope of the invention. The above-described embodiment is intended to illustrate the present invention, not to limit the scope of the present invention. The scope of the present invention is shown by the attached claims rather than the embodiment. Various modifications made within the meaning of an equivalent of the claims of the invention and within the claims are to be regarded to be in the scope of the
25 present invention.

This application is based on Japanese Patent Application No. H11-166354 filed on June 14, 1999 and including specification, claims, drawings and summary. The disclosure of the above Japanese Patent Application is incorporated herein by reference in its entirety.

09762772.021304

CLAIMS

1. A score management system which comprises mobile terminals (103) and a score management server (102) being connected to each other via a wireless communication network (104), wherein,
- 5 (a) said score management server (102):
stores score data;
receives a request for displaying score status from said mobile terminal (103);
transmits data representing the score status based on the stored score data to said mobile terminal (103);
- 10 receives a request for inputting new score data from said mobile terminal (103); and
updates the stored score data based on the received request for inputting the new score,
- (b) said mobile terminal (103):
transmits the request for displaying the score status to said score management server
- 15 (102);
receives the data representing the score status from said score management server (102);
displays the score status based on the received data representing the score status;
and
- 20 transmits the request for inputting the score data in response to the user's input, to said score management server (102).
2. A score management server being connected to mobile terminals (103) via a wireless communication network (104), said server comprising:
- 25 a storage unit (151) which stores score data;
a display request receiver (152) which receives a request for displaying score status from said mobile terminal (103);
a result transmitter (153) which transmits data representing the score status based on the score data stored in said storage unit (151) to said mobile terminal (103) in response to the display request;
- 30 an input request receiver (154) which receives a request for inputting new score data

from said mobile terminal (103); and

an update unit (155) which updates the score data stored in said storage unit (151) based on the received request for inputting the new score data.

3. The score management server according to claim 2 further comprising a
5 transmission controller (156) which controls said result transmitter (153) to transmit the data representing the score status in response to the update of the score data.
4. The score management server according to claim 2 or 3, wherein the data representing the score status include input area data representing input areas to be displayed on said mobile terminal (103) in order to input the new score data.
- 10 5. A computer readable data recording medium storing a program to be executed by a score management server (102) being connected to mobile terminals (103) via a wireless communication network (104), said program causes said score management server (102) to:
store score data;
15 receive a request for displaying score status from said mobile terminal (103);
transmit data representing the score status based on the stored score data to said mobile terminal (103) in response to the display request;
receive a request for inputting new score data from said mobile terminal (103); and
update the stored score data based on the received request for inputting the new
20 score data.
6. The data recording medium according to claim 5, wherein said program further causes said score management server (102) to transmit the data representing the score status to said mobile terminal (103) in response to the update of the score data.
7. The data recording medium according to claim 5 or 6, wherein said program
25 further causes said score management server (102) to add data representing input areas to the data representing the score status in order to display the input areas on said mobile terminal (103) for new score data input.
8. The data recording medium according to any one of claims 5 to 7, wherein
said data recording medium is one of a compact disc, a floppy disk, a hard disk, a
30 magneto-optical disk, a digital versatile disc, a magnetic tape, or a semiconductor

memory module.

09762772,024301

1 / 4

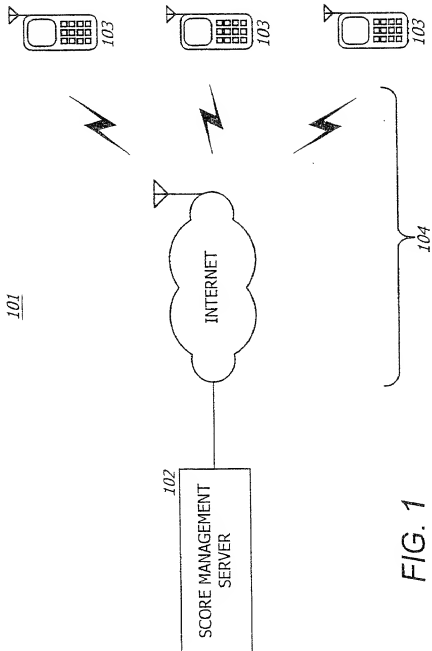


FIG. 1

200002429460

2 / 4

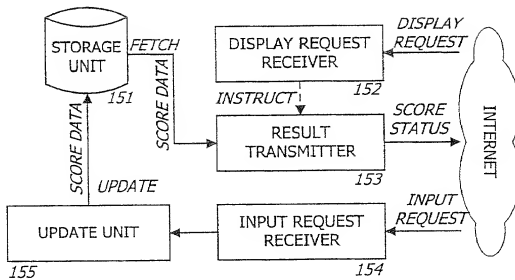
102

FIG. 2A

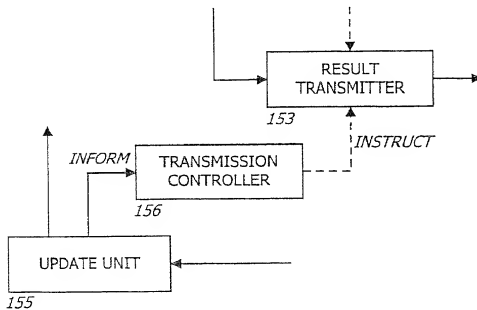


FIG. 2B

3 / 4

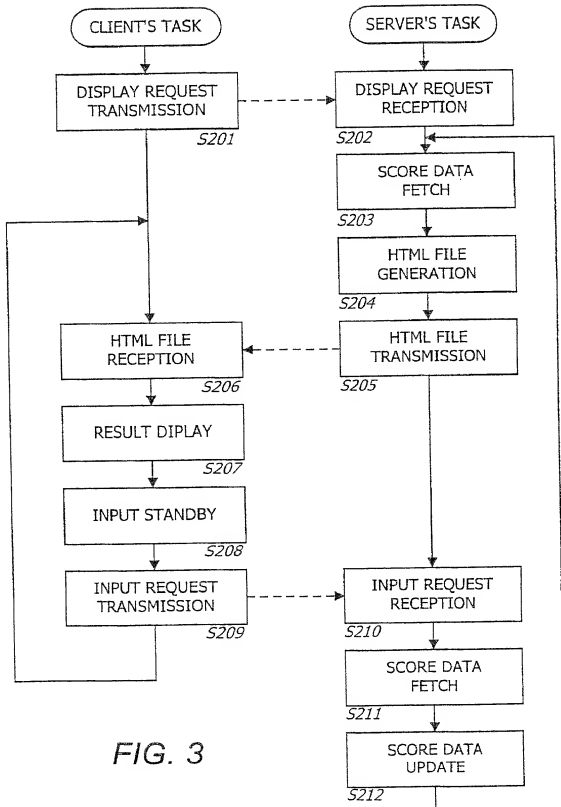


FIG. 3

09762772.021201

4 / 4

301

EIGHTEEN-HOLE GOLF COURSE
FEB. 11, 1999

HOLE: 9
PAR: 3

WOODS	<input type="text"/>	▼	}	303
ELS	<input type="text"/>	▼		
NICKLAUS	<input type="text"/>	▼		
NORMAN	<input type="text"/>	▼		

O K 304

1ST	SINGH	-4 (9)
2ND	ELS	-3 (8)
3RD	DUVAL	-2 (7)
24TH	WOODS	+4 (8)
52ND	NORMAN	+5 (8)
63RD	NICKLAUS	+6 (8)

302

09762772.001304

FIG. 4

COMBINED DECLARATION FOR PATENT APPLICATION AND POWER OF ATTORNEY

(Includes Reference to PCT International Application)

ATTORNEY DOCKET NUMBER

45023-1001

As a below named inventor, I (we) hereby declare that:

My residence, post office address and citizenship are as stated below next to my name.

I believe I am the original, first and sole inventor (if only one name is listed below) or an original, first and joint inventor (if plural names are listed below) of the subject matter which is claimed and for which a patent is sought on the invention entitled:

SCORE MANAGEMENT SYSTEM, SCORE MANAGEMENT SERVER, AND DATA RECORDING MEDIUM

the specification of which (check only one item below):

is attached hereto.

was filed as United States application

Serial No. _____

on _____

and was amended

on _____ (if applicable)

was filed as PCT international application

Number PCT/JP00/03747

on June 9, 2000

and was amended under PCT Article 19

on _____ (if applicable)

I hereby state that I have reviewed and understand the contents of the above-identified specification, including the claims, as amended by any amendment referred to above.

I acknowledge the duty to disclose information which is material to the patentability of this application in accordance with Title 37, Code of Federal Regulations, §1.56.

I hereby claim foreign priority benefits under Title 35, United States Code, §119 or §356 of any foreign application(s) for patent or inventor's certificate or of any PCT international application(s) designating at least one country other than the United States of America, listed below and have also identified below any foreign application(s) for patent or inventor's certificate or any PCT international application(s) designating at least one country other than the United States of America filed by me on the same subject matter having a filing date before that of the application(s) of which priority is claimed:

PRIOR FOREIGN/PCT APPLICATION(S) AND ANY PRIORITY CLAIMS UNDER 35 U.S.C. 119:

COUNTRY (if PCT, indicate "PCT")	APPLICATION NUMBER	DATE OF FILING (day, month, year)	PRIORITY CLAIMED UNDER 35 USC 119
PCT	PCT/JP00/03747	09, 06, 2000	<input checked="" type="checkbox"/> YES <input type="checkbox"/> NO
Japan	11-166354	14, 06, 1999	<input checked="" type="checkbox"/> YES <input type="checkbox"/> NO
			<input type="checkbox"/> YES <input type="checkbox"/> NO
			<input type="checkbox"/> YES <input type="checkbox"/> NO
			<input type="checkbox"/> YES <input type="checkbox"/> NO
			<input type="checkbox"/> YES <input type="checkbox"/> NO

09762772-021501

Combined Declaration For Patent Application and Power of Attorney (Continued) (Includes Reference to PCT International Applications)	ATTORNEY DOCKET NUMBER 45023-1001
--	---

I hereby claim the benefit under Title 35, United States Code §120 of any United States application(s) or PCT international application(s) designating the United States of America that is/are listed below and, insofar as the subject matter of each of the claims of this application is not disclosed in that/those prior application(s) in the manner provided by the first paragraph of Title 35, United States Code §112, I acknowledge the duty to disclose information which is material to patentability as defined in Title 37, Code of Federal Regulations §1.56 which became available between the filing date of the prior application(s) and the national or PCT international filing date of this application.

PRIOR U.S. APPLICATIONS OR PCT INTERNATIONAL APPLICATIONS DESIGNATING THE U.S. FOR BENEFIT UNDER 35 U.S.C. 120:

U.S. APPLICATIONS		STATUS (Check one)		
U.S. APPLICATION NUMBER	U.S. FILING DATE	PATENTED	PENDING	ABANDONED
PCT APPLICATIONS DESIGNATING THE U.S.				
PCT APPLICATION NO.	PCT FILING DATE	U.S. SERIAL NUMBERS ASSIGNED (if any)		
PCT/JP00/03747	9 June 2000		X	

POWER OF ATTORNEY: As a named inventor, I hereby appoint the following attorney(s) and/or agent(s) to prosecute this application and transact all business in the Patent and Trademark Office connected therewith: MITCHELL P. BROOK, Reg. No. 32,967, LAURA L. PETERSON, Reg. No. 38,021, ADAM L.K. PHILIPP, Reg. No. 42,071, DAVID L. ROCHE, Reg. No. 30,767, PHILIP J. ZADEIK, Reg. No. 31,444 and RICHARD T. ROCHE, Reg. No. 38,599, all attorneys with the firm of BAKER & MCKENZIE which has an office address at 101 West Broadway, 12th Floor, San Diego, CA 92101-3890.

Send Correspondence to: Mitchell P. Brook, Esq. BAKER & MCKENZIE 101 West Broadway, 12th Floor San Diego, CA 92101-3890	Direct Telephone Calls to: (name and telephone number) Mitchell P. Brook (619) 236-1441
---	--

2 0 1	FULL NAME OF INVENTOR OGAWA <i>OGAWA</i>	FAMILY NAME	FIRST GIVEN NAME Hideharu	SECOND GIVEN NAME
	RESIDENCE & CITIZENSHIP	CITY Tokyo <i>JPX</i>	STATE OR FOREIGN COUNTRY JAPAN	COUNTRY OF CITIZENSHIP JAPAN
	POST OFFICE ADDRESS	6-18, Osaki 2-chome, Shinagawa-ku, Tokyo 141-0032, JAPAN	CITY Tokyo	STATE & ZIP CODE/COUNTRY JAPAN

2 0 2	FULL NAME OF INVENTOR	FAMILY NAME	FIRST GIVEN NAME	SECOND GIVEN NAME
	RESIDENCE & CITIZENSHIP	CITY	STATE OR FOREIGN COUNTRY	COUNTRY OF CITIZENSHIP
	POST OFFICE ADDRESS	CITY	STATE & ZIP CODE/COUNTRY	

Additional inventors are being named on the _____ supplemental Additional Inventor(s) sheet(s) attached hereto.

I hereby declare that all statements made herein of my own knowledge are true and that all statements made on information and belief are believed to be true; and further that these statements were made with the knowledge that willful false statements and the like so made are punishable by fine or imprisonment, or both, under section 1001 of Title 18 of the United States Code, and that such willful false statements may jeopardize the validity of the application or any patent issuing thereon.

SIGNATURE OF INVENTOR 201 <i>Hideharu Ogawa</i>	SIGNATURE OF INVENTOR 202
DATE January 19, 2001	DATE

09762772-0243001